


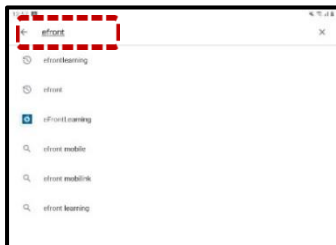
HOW TO DOWNLOAD THE eFront APP AND LOGIN USING ANDROID (tablet)



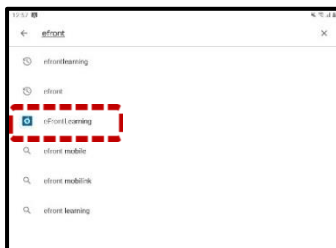
- You need the mobile App only for your smartphone and/or tablet/iPad
- Your device must be connected to the internet (Wi-Fi, ADSL or data)
- You must have your eFront username and password available



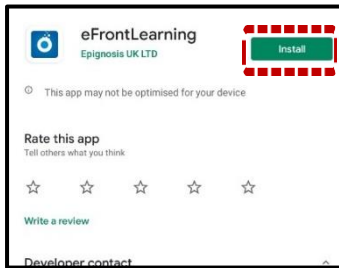
1. Go to the “PLAY STORE” App on your home screen



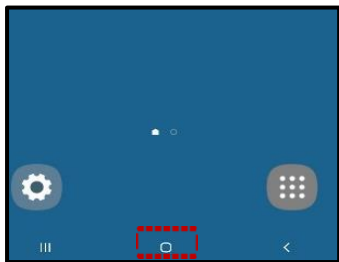
2. Search for “eFRONTLEARNING” in the search bar



3. Tap on “EFRONTLEARNING”




4. Tap on “INSTALL” to download the App to your device



5. Once the app is successfully installed, go to the home screen by tapping on the “HOME” button on your device



6. Tap on the icon to open “eFRONTLEARNING”



7. Enter the domain total.futurent.efrontlearning.com and tap on “NEXT”



8. Enter your username and password you received when you registered for ‘tasklearn’

8.1. Tap on “SIGN IN”

If you require any assistance, please contact us on:

Special Lockdown Support Number
+27 76 621 2571

support@tasklearn.co.za OR support@tasksafe.co.za

SUPPORT +27 12 804 5066
You can now send us a WhatsApp on our landline number

tasklearn task360
tasksafe fuelstream