


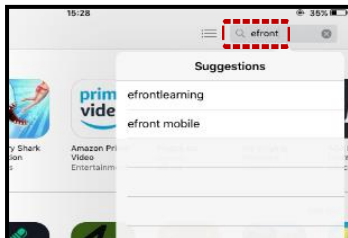
## HOW TO DOWNLOAD THE eFront APP AND LOGIN USING iOS (iPad)



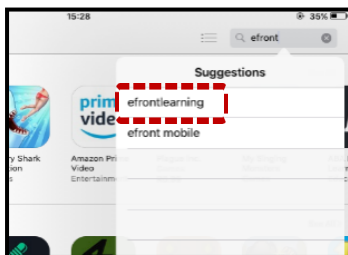
- You need the mobile App only for your smartphone and/or tablet/iPad
- Your device must be connected to the internet (Wi-Fi, ADSL or data)
- You must have your eFront username and password available



1. Go to the “APP STORE” App on your home screen



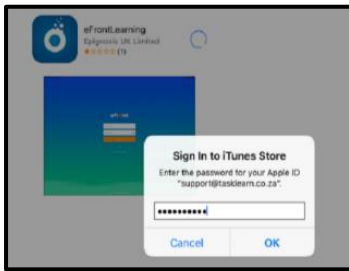
2. Search for “eFRONTLEARNING” in the search bar




3. Tap on “eFRONTLEARNING”



4. Tap on the “ARROW” to download the App to your device



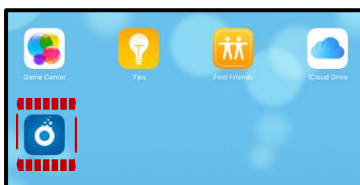
**If you have an existing Apple ID registered to your device, you will be prompted to enter your Apple ID & password**




**A “CIRCLE” icon will appear showing the download progress**




5. Once the App is successfully installed, go to the home screen by tapping on the “HOME” button on your device



6. Tap on the icon to open “eFRONT”



7. Enter the domain [total.futurent.efrontlearning.com](https://total.futurent.efrontlearning.com) and tap on “NEXT”



8. Enter your username and password you received when you registered for 'tasklearn'
- 8.1. Tap on “SIGN IN”

**If you require any assistance, please contact us on:**

A banner with four colored sections providing support contact information. The top section is red and contains a globe icon, the text 'Special Lockdown Support Number +27 76 621 2571', and a phone icon. The second section is blue and contains an envelope icon, the text 'support@tasklearn.co.za OR support@tasksafe.co.za', and a phone icon. The third section is green and contains a WhatsApp icon, the text 'SUPPORT +27 12 804 5066', and the text 'You can now send us a WhatsApp on our landline number'. The bottom section is white and contains icons for tasklearn, task360, tasksafe, and fuelstream.