

HOW TO LOGIN AND COMPLETE A MODULE ON ANDROID (not iPad)



- Your device must be connected to the internet (Wi-Fi, ADSL or data)
- You must login with your eFront username and password you received when you registered for 'tasklearn'



1. Tap on the "EFRONTLEARNING" App on your home screen

- The app will require you to type in your oil company Domain name
- Below is a list of all 'tasklearn' Domain names, choose the Domain that belongs to your oil company to access your 'tasklearn' login page:
 - AFGRI - afgriretail.futurent.efrontlearning.com
 - ASTRON ENERGY- astronenergy.futurent.efrontlearning.com
 - BP - bp.futurent.efrontlearning.com
 - ENGEN - engine.futurent.efrontlearning.com
 - HINTERLAND FUELS - hinterlandfuels.futurent.efrontlearning.com
 - HINTERLAND RETAIL - hinterlandretail.futurent.efrontlearning.com
 - MBT - mbt.futurent.efrontlearning.com
 - SASOL - sasol.futurent.efrontlearning.com
 - SHELL - shell.futurent.efrontlearning.com
 - TOTALENERGIES - total.futurent.efrontlearning.com
 - UNBRANDED SITES - tasklearn.futurent.efrontlearning.com
 - VIVA - viva.futurent.efrontlearning.com
 - ZANRAY - zanray.futurent.efrontlearning.com



2. Enter the domain tasklearn.futurent.efrontlearning.com and tap on “NEXT”

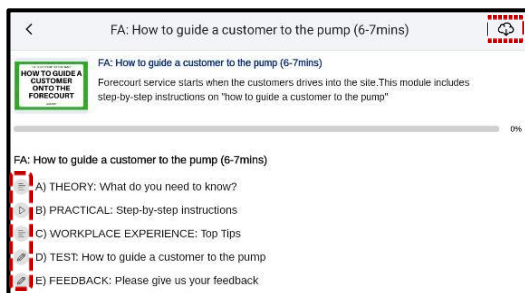


3. Enter your username and password, then tap on “SIGN IN”

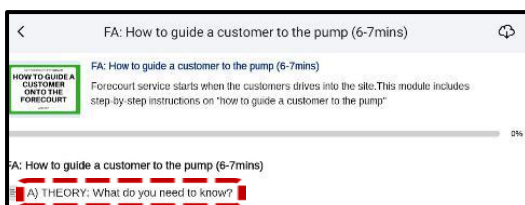


Efront will open on the “COURSES” page, with a list of modules assigned to you

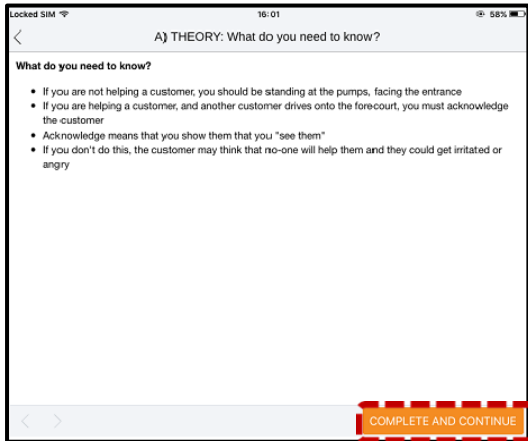
4. Tap on any module to start training



5. Tap on the “CLOUD” icon. This will sync all the units and download relevant videos or documents within the units



6. Tap on Unit A) to start the module

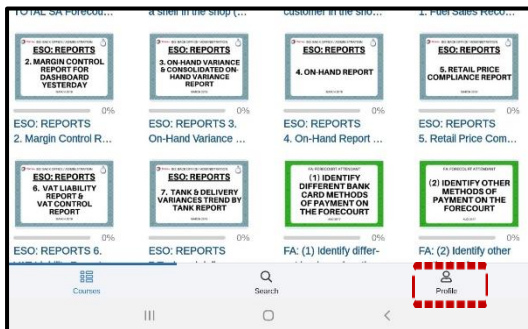


- 6.1. Work through the unit and tap on "COMPLETE AND CONTINUE"
- 6.2. All "Units" A), B), C), D) must be completed sequentially, however, you can go back to completed units
- 6.3. The purpose of the "FEEDBACK" unit is to provide you with a platform to give feedback on, and to score the module

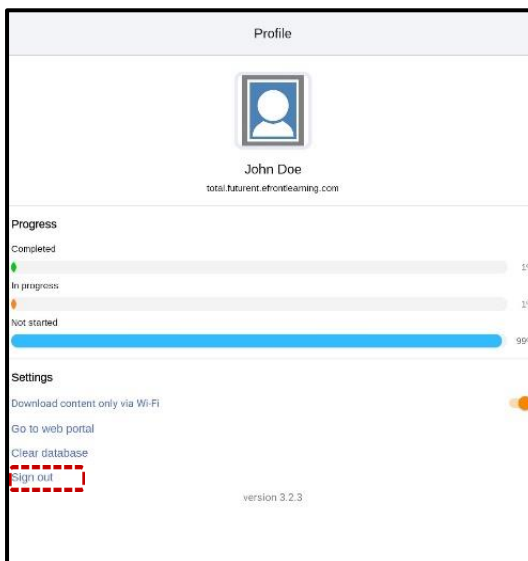


All completed modules have a full green line below the module and a green tick

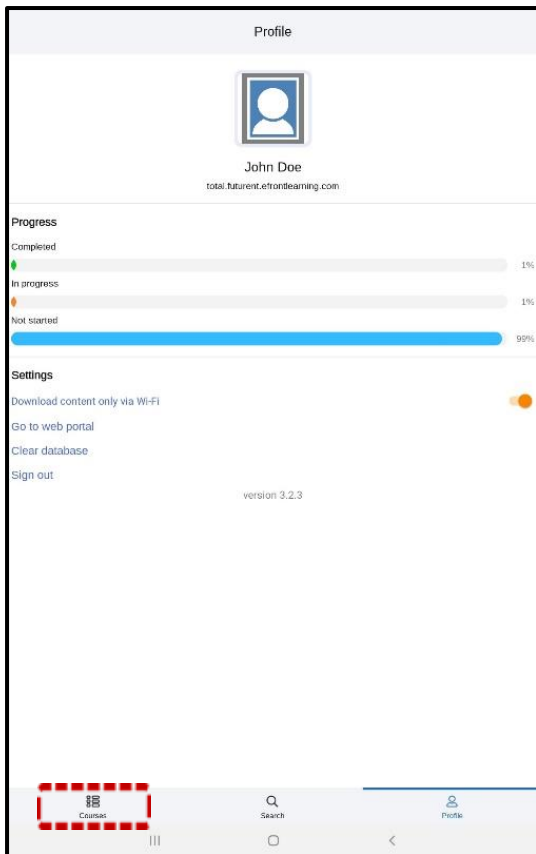
Progress within a module is shown as an orange line (in progress) below the module



6. To log out, tap on the "PROFILE" icon in the bottom right corner



7. Tap on "SIGN OUT"



8. If you want to continue with the modules, and want to exit this page, tap on the “COURSES” icon in the bottom left corner

Employees can logout during a module, and another person can login without any progress being lost

Remember to always logout after you have completed your module(s) to allow the next person to login with their login details

If you require any assistance, please contact us on:

	<p>Call +27 76 621 2571</p>	<p>Need Support? Call Us</p>
	<p>support@tasklearn.co.za support@tasksafe.co.za</p>	<p>Need Support? Email Us</p>
	<p>WhatsApp +27 12 804 5066</p>	<p>Need Support? WhatsApp Us</p>
<p> </p>		